



## Outdoor Suggestions for May's Messy Church Session: Pillar of comfort

By Helen Laird

Summer is coming and there are lots of opportunities to take your Messy Church outdoors! Here are some extra ideas to use alongside the sessions and inspiration in [Get Messy!](#) One or two activities may be all you need for an outside session.

You'll find the Messy Church Goes Wild logo [here](#) and a risk assessment document [here](#).

### Activity time!

#### 1 Activities from Get Messy!

The following magazine activities will work well outside:






- Activity 2: sand tray play
- Activity 3: cloud spotting
- Activity 4: fiery clouds
- Activity 5: den building
- Activity 8: which way?

#### 2 Follow the leader

Play 'follow the leader'. Everyone lines up and everyone follows the leader, you could do silly walks, or just weave in and out of the trees. Take turns with different people being the leader.

#### 3 What weather?

Different clouds in the sky tell you what weather we are likely to have. Use the 'I spy spotter sheet' below to identify the clouds in the sky today, then take home and keep spotting clouds, until you have spotted them all.

Name of cloud	Image of cloud	Tick when spotted
Cirrus – white feathery clouds, high in the sky.		
Stratus – wide blankets of grey clouds, low in the sky		
Stratocumulus – grey lumpy clouds, low in the sky.		
Cumulus – puffy clouds with flat bottoms, low in the sky.		
Cumulonimbus – thunderstorm clouds, very tall cumulus clouds, grey.		

#### 4 Pillars of fire

Use sparklers to represent the pillar of fire. The pillar of fire was a message from God that the Israelites were safe and that God was with them. What messages can you write with your sparkler?

**TOP TIP** – put the sparklers into carrots to keep them secure and easier for people to hold!

#### Celebration

Gather together and open with a prayer. You could use this one from the Messy Adventures:

The group could use simple actions like [BSL ones](#) to go with their responses as they say them.

**In faith:** touch your forehead and bring the side of your hand down onto your other hand in a chopping action

**And hope:** cross your fingers on both hands

**And love:** cross your hands over your heart

Leader: We've come together on this patch of earth

All: *In faith and hope and love.*

Leader: We've come together under this sky

All: *In faith and hope and love.*

Leader: We've come together with the creatures we can see and those we can't

All: *In faith and hope and love.*

Leader: We've come together with the people we can see and those we can't  
All: *In faith and hope and love.*  
Leader: Creator God, Jesus Christ, Holy Spirit, we've come together in your name  
All: *In faith and hope and love. Amen*

Invite everyone to **share what they've enjoyed** about the activity/activities.

The celebration (including the prayer) on p. 22 of *Get Messy!* will work well outdoors.

You could finish by saying the [Lord's Prayer](#) and the [Messy Grace](#).